


# Give Web Text In WordPress And Github Stunning Formatting

Tired of boring, plain text on your website? With the right tools, you can add stunning formatting to your web text in WordPress and GitHub, making it more engaging and visually appealing.



## Learn Markdown: Give Web Text in WordPress and GitHub a Stunning Formatting by Khurshid Alam

★★★★☆ 4.4 out of 5

Language	: English
File size	: 2807 KB
Text-to-Speech	: Enabled
Screen Reader	: Supported
Enhanced typesetting	: Enabled
X-Ray	: Enabled
Word Wise	: Enabled
Print length	: 46 pages
Lending	: Enabled



## Formatting Web Text In WordPress

WordPress is a popular content management system (CMS) that makes it easy to create and manage a website. It comes with a built-in text editor that allows you to add basic formatting to your text, such as bold, italic, and underline.

However, if you want to add more advanced formatting, such as headings, lists, and tables, you will need to use HTML or CSS.

## Using HTML To Format Web Text In WordPress

HTML (Hypertext Markup Language) is the code that is used to create web pages. It can be used to add structure and formatting to your text.

To add HTML to your WordPress post or page, you can use the HTML editor.

To open the HTML editor, click on the "Text" tab in the WordPress editor.

Once the HTML editor is open, you can add HTML tags to your text to format it.

For example, to add a heading to your text, you would use the following HTML tag:



To add a list to your text, you would use the following HTML tags:



- **Item 1**
- **Item 2**
- **Item 3**

To add a table to your text, you would use the following HTML tags:



**Heading 1**

**Heading 2**

**Heading 3**

---

Data 1

Data 2

Data 3

## Using CSS To Format Web Text In WordPress

CSS (Cascading Style Sheets) is a language that is used to style web pages. It can be used to change the font, size, color, and other aspects of your text.

To add CSS to your WordPress post or page, you can use the CSS editor.

To open the CSS editor, click on the "Appearance" tab in the WordPress dashboard and then click on "Customize".

Once the CSS editor is open, you can add CSS rules to your text to style it.

For example, to change the font of your text, you would use the following CSS rule:

```
body { font-family: Arial, sans-serif; }
```

To change the size of your text, you would use the following CSS rule:

```
body { font-size: 16px; }
```

To change the color of your text, you would use the following CSS rule:

```
body { color: #000000; }
```

## Formatting Web Text In GitHub

GitHub is a popular code hosting platform. It can be used to store and share your code, as well as collaborate with other developers.

GitHub uses Markdown to format text. Markdown is a lightweight markup language that is easy to learn and use.

## Using Markdown To Format Web Text In GitHub

To format web text in GitHub, you can use Markdown.

Markdown uses a variety of characters to format text, such as asterisks (\*),underscores (\_),and hash (#).

For example, to add a heading to your text, you would use the following Markdown:

```
# My Heading
```


To add a list to your text, you would use the following Markdown:

```
- Item 1 - Item 2 - Item 3
```

To add a table to your text, you would use the following Markdown:

```
| Heading 1 | Heading 2 | Heading 3 | |---|---|---| | Data 1  
| Data 2 | Data 3 |
```

By using HTML, CSS, and Markdown, you can add stunning formatting to your web text in WordPress and GitHub. This will make your text more engaging and visually appealing, which can help to increase your readership and engagement.




## Learn Markdown: Give Web Text in WordPress and GitHub a Stunning Formatting by Khurshid Alam

★★★★☆ 4.4 out of 5

Language	: English
File size	: 2807 KB
Text-to-Speech	: Enabled
Screen Reader	: Supported
Enhanced typesetting	: Enabled
X-Ray	: Enabled
Word Wise	: Enabled
Print length	: 46 pages
Lending	: Enabled

FREE

DOWNLOAD E-BOOK



## Step into a World of Thrilling Deception: Don Blink by James Patterson

Unveiling the Masterpiece of Suspense: Don Blink Prepare to embark on an exhilarating literary journey as James Patterson, the maestro of heart-pounding thrillers,...



## Unleash Your Creativity with "This Easy Origami": A Comprehensive Guide to 25 Fun Projects

: Embark on an Enchanting Voyage into the World of Origami Step into the fascinating realm of origami, the ancient art of paper folding, with &quot;This Easy Origami.&quot;...