


# Fundamental Shooting Techniques For Hitting The Target In Championship Form

Shooting is a skill that takes time and practice to master. But with the right techniques, you can improve your accuracy and consistency, and hit the target in championship form.



## Mastering Skeet: Fundamental Shooting Techniques for Hitting the Target in Championship Form by King Heiple

★★★★☆ 4.5 out of 5

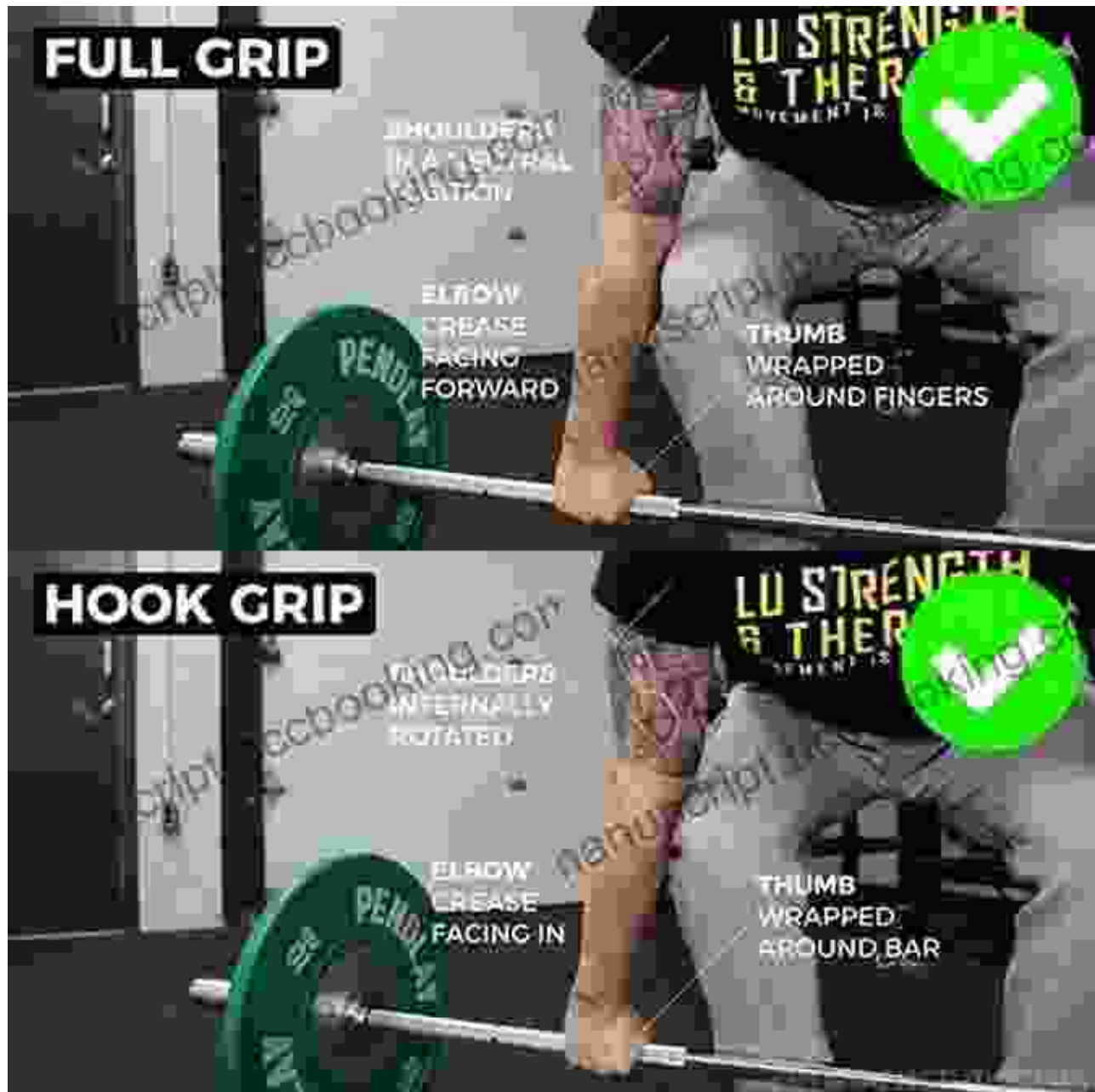
Language : English  
File size : 5287 KB  
Text-to-Speech : Enabled  
Screen Reader : Supported  
Enhanced typesetting : Enabled  
Word Wise : Enabled  
Print length : 228 pages



In this article, we will discuss the fundamental shooting techniques that you need to know to hit the target in championship form. We will cover everything from grip to stance to follow-through.

## Grip

The first step to shooting accurately is to have a proper grip on the gun. There are many different ways to grip a gun, but the most common and effective grip is the "overhand grip." To use this grip, place your dominant hand on the gun's grip with your thumb on top of the safety. Your other hand should be placed on the gun's foregrip.




## Stance

Your stance is also important for shooting accuracy. The most common and effective stance is the "Weaver stance." To use this stance, stand with your feet shoulder-width apart and your knees slightly bent. Your body should be facing the target, and your feet should be pointed at an angle to the target.



## **Sight Alignment**

Once you have a proper grip and stance, you need to align the gun's sights with the target. To do this, look through the gun's sights and focus on the front sight. The front sight should be aligned with the target, and the top of the front sight should be level with the top of the rear sight.



## Trigger Control


Trigger control is one of the most important aspects of shooting accurately. To achieve good trigger control, you need to squeeze the trigger smoothly and gradually. Do not jerk the trigger, as this will cause the gun to move and throw off your aim.

## Follow-Through

Follow-through is the final step in the shooting process. After you have squeezed the trigger, keep your sights aligned with the target and continue to hold the gun steady. This will help to ensure that the bullet hits the target accurately.

By following these fundamental shooting techniques, you can improve your accuracy and consistency, and hit the target in championship form.

Remember to practice regularly and focus on the basics, and you will be on your way to becoming a better shooter.



### Mastering Skeet: Fundamental Shooting Techniques for Hitting the Target in Championship Form by King Heiple


★★★★☆ 4.5 out of 5

Language : English  
File size : 5287 KB  
Text-to-Speech : Enabled  
Screen Reader : Supported  
Enhanced typesetting : Enabled  
Word Wise : Enabled  
Print length : 228 pages

FREE


DOWNLOAD E-BOOK





## Step into a World of Thrilling Deception: Don Blink by James Patterson

Unveiling the Masterpiece of Suspense: Don Blink Prepare to embark on an exhilarating literary journey as James Patterson, the maestro of heart-pounding thrillers,...



## Unleash Your Creativity with "This Easy Origami": A Comprehensive Guide to 25 Fun Projects

: Embark on an Enchanting Voyage into the World of Origami Step into the fascinating realm of origami, the ancient art of paper folding, with "This Easy Origami."...